

Far Eastern Entomologist

Дальневосточный энтомолог

Journal published by Far East Branch
of the Russian Entomological Society
and Laboratory of Entomology,
Institute of Biology and Soil Science,
Vladivostok

Number 257: 1-9

ISSN 1026-051X

February 2013

[http/ urn: lsid:zoobank.org:pub:7C9536C4-54CD-4AF3-B0B6-B29E013B33F2](http://urn:lsid:zoobank.org:pub:7C9536C4-54CD-4AF3-B0B6-B29E013B33F2)

ADDITIONAL DATA ON INTEGRIPALPIAN CADDISFLIES (INSECTA: TRICHOPTERA, INTEGRIPALPIA) FROM CHUKOTKA AND MAGADAN REGION

T. S. Vshivkova

*Institute of Biology and Soil Science, Far Eastern Branch of the Russian Academy
of Sciences, Vladivostok 690022, Russia. E-mail: vshivkova@biosoil.ru*

The caddisflies collected by A.V. Stekolshchikov in Chukotka in 2012 are listed. *Limnephilus diphyes* MacLachlan (Limnephilidae) is firstly recorded from this region. Some additional unpublished data on caddisflies from Chukotka and Magadan Region are given also.

KEY WORDS: Trichoptera, caddisflies, fauna, new records, Russian Far East.

Т. С. Вшивкова. Дополнительные данные по фауне целнощупиковых ручейников (Insecta: Trichoptera, Integrivalpia) Чукотки и Магаданской области // Дальневосточный энтомолог. 2013. N 257. С. 1–9.

Приведен список ручейников, собранных А.В. Стекольщиковым в окрестностях пос. Беринговский в 2012 г. Впервые для Чукотки указан *Limnephilus diphyes* MacLachlan из семейства Limnephilidae. Также даны некоторые дополнительные сведения по ручейникам Чукотки и Магаданской области.

INTRODUCTION

The Trichoptera fauna of the Chukotka after A.V. Martynov (1936) and entomologists from Institute of Biology and Soil Sciences FEB RAS (Levanidov &

Levanidova, 1976; Levanidova, 1976, 1979, 1982, 1986, 1989; Levanidov & Vshivkova, 1978; Levanidova & Schmid, 1981; Levanidova & Vshivkova, 1984; Vshivkova & Makarchenko, 1986; Vshivkova & Zasyrkina, 1994; Levanidova et al., 1995) and from Institute of Biological Problems of the North FEB RAS (Zasyrkina et al., 1996; Zasyrkina & Ryabukhin, 2001; Zasyrkina, 2011) was considered as well-known and included 14 families, 32 genera and 60 species up to now, but the distributional data for the majority species were not well represented.

The list of caddisflies from the vicinity of Beringovskiy village is given below. Additional unpublished material from Chukotka and Magadan Region is also included in this list, as well as the brief notes on ecology and distribution.

MATERIAL AND METHODS

The pinned material from the vicinity of Beringovskiy village (62°43'275" N, 178°55'800" E), collected during July–August 2012 was kindly provided by Dr. A.V. Stekolshikov (St-Petersburg) for identification. Additional alcohol material previously collected in northern areas of Russian Far East by Dr. S.F. MacLean, Jr. and by Dr. I.A. Zasyrkina is also included in this list. Photography occurred at Clemson University using a Jenoptik ProgRes Camera. The photos of *Limnephilus diphyes* and ventral view of male genitalia of *Asynarchus lapponicus* were taken from internet resources (Tobias & Tobias, 2010). The original photos are numbered as in the East Russia Trichoptera Data Base. The world distribution is based on literature and The World Trichoptera Checklist Database (Morse, 2013). The information on species distribution in Siberia and Russian Far East is based on my own and literature data. The families are arranged in alphabetical order according to the recent tendency for faunistic papers. In parenthesis after collector name is the abbreviation for the institution where the material is deposited: Institute of Biology and Soil Sciences, Far Eastern Branch of Russian Academy of Sciences, Vladivostok, Russia (IBSS), Zoological Institute of Russian Academy of Sciences, St-Petersburg, Russia (ZIAS).

LIST OF THE SPECIES

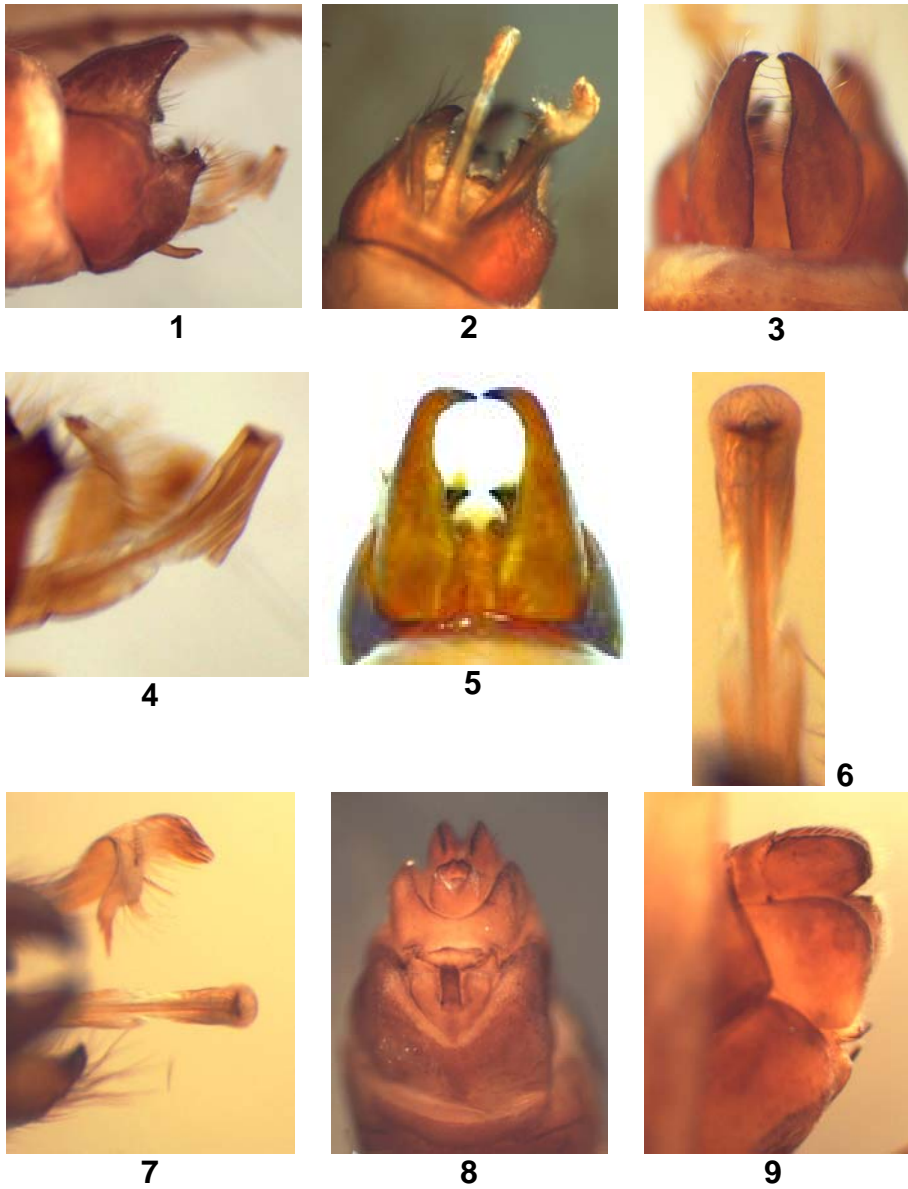
Family Apataniidae

Apatania zonella (Zetterstedt, 1840)

MATERIAL. **Chukotka:** Beringovskiy District, 40 km SSW from Beringovskiy village, 9, 25-31.VII 2012, 6 ♀, leg. A.V. Stekolshikov (IBSS, ZIAS).

DISTRIBUTION. Widely distributed in Holarctic Region.

ECOLOGY. Spring-fed streams, small rivers, oligotrophic lakes with cool water. Scraper. Populations partially parthenogenetic, with females dominating. Flight period in East Russia is from June until September, rarely in May. Can be used as indicator of natural unpolluted water.



Figs. 1-9. Genitalia of *Asynarchus* spp. 1-4, 6-7 – *A. aff. lapponicus*, male (IBSS000000018): 1 – lateral; 2 – caudo-ventral; 3 – ventral; 4 – phallus, lateral; 6 – endophallus; 7 – apical parts of paramere and phallus; 5 – *A. lapponicus*, male, ventral (after Tobias & Tobias, 2010, from European population); 8-9 – *A. aff. lapponicus*, female (IBSS000000019): 8 – ventral; 9 – lateral.

Family Leptoceridae

Mystacides sepulchralis (Walker, 1852)

MATERIAL. **Chukotka**: Beringovsky District, 40 km SSW from Beringovskyi village, 6.VII 2012, 1 ♀, leg. A.V. Stekolshikov (IBSS).

DISTRIBUTION. Holarctic Region.

ECOLOGY. Lotic depositional and stagnant habitats. Collector-Grazer. Inhabit clean or slightly impacted water. Flight period in East Russia is from the end of May until the end of August.

Family Limnephilidae

Asynarchus aff. *lapponicus* (Zetterstedt, 1840)

Figs. 1–4, 6–9

MATERIAL. **Chukotka**: Beringovsky District, 40 km SSW from Beringovskyi village, 6, 29-31 VII 2012, 3 ♂, leg. A.V. Stekolshikov (IBSS, ZIAS); Chaunsky District, Chaun Bay, 10 km up riverbank, 4.VIII 1979, 1 ♀, leg. MacLean, S.F, Jr. (IBSS); Tenkinsky District, IBPN FEB RAS Biostation “Aborigen”, 26.VII 1979, 1 ♂, leg. MacLean, S.F, Jr. (IBSS).

DISTRIBUTION. Holarctic Region. Russia (N European Russia, Ural, W Siberia, vicinity of Baikal Lake, Yakutia, Altai, Chukotka and Magadan Region), N Europe, Ukraine, Mongolia, N America.

ECOLOGY. Littoral areas of slow streams, lakes, tundra pools. Feeds on plant detritus. Flight period in East Russia is during July-August.

NOTES. The male and female illustrated are similar morphologically to European specimens of *Asynarchus lapponicus* (Fig. 5). They differ in the configuration of a few genitalic structures. It will be necessary to study the European, North-East Asian and North American populations as well as to conduct DNA research throughout the species area of distribution to evaluate the status of this species. It is possible that *A. lapponicus* is a complex of closely related sister species. If so, past synonymy of the species should be reevaluated.

Lenarchus expansus Martynov, 1914

Figs. 10–16

MATERIAL. **Chukotka**: Chaunsky District, Chaun River Basin, 5-9.VII 1990, 5 ♂, leg. I.A. Zasykina (IBSS).

DISTRIBUTION. Russia (Chukotka, Magadan Region, Yakutia), Alaska. This is an arctic species known only from Beringian refugia in Asia and N America: Yukon, Alaska; Siberia and the Russian Far East (Wiggins & Parker, 1997).


ECOLOGY. Small pools. Flight period – July.

***Limnephilus diphyes* MacLachlan, 1880**

Figs. 17–20

MATERIAL. **Chukotka:** Beringovsky District, 40 km SSW from Beringovskyi village, 6-8.VII 2012, 3 ♂, 1 ♀, leg. A.V. Stekolshikov (IBSS, ZIAS).

DISTRIBUTION. Russia (N European Russia, Central Siberia, Chukotka, Magadan Region, Kamchatka, Khabarovsk Territory, Primorye, N Kuriles), N Europe, Mongolia, Japan, N America.



Figs. 10–13. *Lenarchus expansus*, males (10-13, 15-16 – IBSS00000029; 14 – IBSS000000027). 10 – head, frontal; 11 – head, dorsal; 12 – thorax, dorsal; 13 – labrum and paralabral sclerites, frontal; 14 – lateral; 15 – male genitalia, caudo-ventral; 16 – endophallus, ventral.

ECOLOGY. Slow water and swampy areas. Larval morphology, habitat and distribution of *Limnephilus diphyes* have been described by Johansson et al. (1991). The flight period is during July and August.

NOTE: This is the first record for Chukotka.


***Limnephilus fenestratus* (Zetterstedt, 1840)**

Figs. 21–22

MATERIAL. **Magadan Region:** Agrobasa village vicinity, 61°39'00" N; 14°84'80" E, 20.VIII 1980, 1 ♀, leg. I.A. Zasyapkina (IBSS).

DISTRIBUTION. Russia (European part, Yakutia, Chukotka, Magadan Region, Kamchatka, N Kuriles), NW Europe, Mongolia.

ECOLOGY. Shallow, stagnant habitats. Flight period July–August.



Figs. 17–22. Genitalia of *Limnephilus* spp. 17–20 – *L. diphyes* (after Tobias & Tobias, 2010): 17 – male, lateral; 18 – male, dorsal; 19 – female, lateral; 20 – female, dorsal; 21–22 – *L. fenestratus*, female (IBSS000000028): 21 – apical part, ventral; 22 – vulva scale.

***Limnephilus nigriceps* Zetterstedt, 1840**

MATERIAL. **Magadan Region:** Chukcha River, mouth, 18.VIII 1992, 2 ♂, leg. I.A. Zasyapkina (IBSS).

DISTRIBUTION. Holarctic Region. Russia (European part, Ural, W Siberia, Altai, Chita Region, Chukotka, Kamchatka, Khabarovsk Region, N Kuriles), W Europe, N America.

ECOLOGY. Lentic-littoral and lotic-depositional habitats. Flight period is during July–August.


***Limnephilus picturatus* MacLachlan, 1875**

Figs. 23–27

MATERIAL. Chukotka: Beringovsky District, 40 km SSW from Beringovskyi village, 31.VII 2012, 1 ♂, leg. A.V. Stekolshikov (IBSS); Chukotsky District, Lavrentiya village vicinity, 11.VII 1992, 1 ♂, 2 ♀, leg. I.A. Zasykina (IBSS); Chaunsky District, Chaun Bay vicinity, at *Salix pulchra*, 3, 8.VIII 1979, 4 ♀, leg. MacLean, S.F., Jr. (IBSS); Chaun River, lower part, 10 km from mouth, 4.VIII 1979, 3 ♂, 2 ♀, leg. MacLean, S.F., Jr. (IBSS).

DISTRIBUTION. Russia (European part, Ural, Siberia, Baikal vicinity, Chita Region, Yakutia, Chukotka, Magadan Region, Kamchatka, Khabarovsk Region, Primorye, Sakhalin, N Kuriles), Mongolia, N America.

ECOLOGY. Lentic and lotic-depositional habitats. Flight period: July–August.



Figs. 23–27. Male (IBSS00000017a) and female (IBSS00000017b) of *Limnephilus picturatus*: 23 – male, fore wing apical part, 24 – the same, RS setae brush, 25 – male genitalia, lateral, 26 – endophallus, lateral, 27 – female genitalia, lateral.

***Limnephilus samoedus* (McLachlan, 1880)**

MATERIAL. Chukotka: Chaunsky District, Vtoroye Lebedinskoye Lake, 7.VII 1990, 2 ♂, 1 ♀, 2 pupae, 2 larvae, leg. I.A. Zasykina (IBSS).

DISTRIBUTION. Holarctic Region. Russia (Chukotka, Kamchatka, W and Central Siberia, Yakutia), Mongolia, N America (Alaska).

ECOLOGY. Boggy habitats, lentic. Flight period: July.

***Grammotaulius signatipennis* MacLachlan, 1876**

Fig. 28

MATERIAL. **Chukotka:** Chaun Bay vicinity, 28.VIII 1979, 2 ♂, 3 ♀, leg. MacLean, S.F., Jr. (IBSS).

DISTRIBUTION. Holarctic Region. Russia (European part, W Siberia, Baikal Lake vicinity, Chukotka, Yakutia, Magadan Region, Kamchatka, Khabarovsk Region, Primorye, N Kuriles), Mongolia, N America.

ECOLOGY. Shallow bogs, Flight period: July–August.



28

Fig. 28. Female genitalia of *Grammotaulius signatipennis* (IBSS000000021), lateral.

ACKNOWLEDGEMENTS

We are grateful to Drs. A.V. Stekolshikov and I.A. Zasykina for the provided material, to Dr. J.C. Morse for the scientific consultations and possibility to work in Comparative Entomology Laboratory, Clemson University, USA, to Dave Ruitter (Denver, USA) for critical reading of the paper, and to Dagmar & Wolfgang Tobias for the permission to use their photos in the paper. The work was supported in part by the CRDF Global-FEB RAS Cooperative Grant (grant number CRDF Award No RUB1–2995–VL–11, T.S. Vshivkova, principal investigator).

REFERENCES

- Johansson, A., Nilsson, A.N. & Svensson, B.W. 1991. Larval morphology, habitat and distribution of *Limnephilus diphyes* (Trichoptera, Limnephilidae). *Entomologisk Tidskrift*, 112: 19–25.
- Levanidov, V.Y. & Levanidova, I.M. 1976. The first results of investigations of freshwater invertebrates fauna of Chukotka Peninsula. *In: Freshwater fauna of Chukotka Peninsula*. Vladivostok. P. 3–14. (In Russian).
- Levanidov, V.Y. & Vshivkova, T.S. 1978. Bottom communities of two streams in vicinity of Chaplinskiye mineral sources (Provideniya Bay). *In: Systematics and biology of freshwater organisms of the North-East of Asia*. Vladivostok. P. 37–45. (In Russian).
- Levanidova, I.M. 1976. Ephemeroptera and Trichoptera of Chukotka Peninsula. *In: Freshwater fauna of Chukotka Peninsula*. Vladivostok. P. 38–56. (In Russian).

- Levanidova, I.M. 1979. New species *Apataniana* (Insecta, Trichoptera) from North-East of the USSR. *Zoologicheskiy Zhurnal*, 58(2): 273–275. (In Russian).
- Levanidova, I.M. 1982. *Amphibiotic insects of the mountain regions of the Far East of USSR*. Leningrad: Nauka. 214 pp. (In Russian).
- Levanidova, I.M. 1986. Caddisflies (Trichoptera) of the USSR Far East. Part I. Families Rhyacophilidae and Hydrobiosidae. In: *Annotated Catalogue of caddisflies (Trichoptera) and mayflies (Ephemeroptera). Supplement to "Bottom organisms of Far East freshwaters"*. Vladivostok. P. 3–14. (In Russian).
- Levanidova, I.M. 1989. Caddisflies (Trichoptera) of the USSR Far East. Part II. Families Glossosomatidae and Hydroptilidae. In: *Annotated Catalogue of caddisflies (Trichoptera), mayflies (Ephemeroptera) and alderflies (Megaloptera) of the USSR Far East and adjacent territories*. Vladivostok. P. 3–11. (In Russian).
- Levanidova, I.M. & Schmid, F. 1981. Considerations on *Archithremma ulachensis* Mart. (Trichoptera, Limnephilidae). *Aquatic Insects*, 3(2): 65–43.
- Levanidova, I.M., Vshivkova, T.S. 1984. The Terrestrial Pupa of *Archithremma ulachensis* Mart. (Trichoptera, Limnephilidae): Descriptions and Considerations. *Aquatic Insects*, 6 (2): 65–69.
- Levanidova, I.M., Vshivkova, T.S., Arefina, T.I. & Zasyapkina, I.A. 1995. A tabular checklist of caddisflies (Insecta: Trichoptera) of the Russian Far East. *Far Eastern Entomologist*, 16: 1–19.
- Martynov, A.V. 1936. A note on caddisflies (Trichoptera) of Anadyr and Chukotka areas and its origin. *Arctica*, 4: 178–194. (In Russian).
- Morse, J.C. (ed.) 2013. Trichoptera World Checklist. <http://entweb.clemson.edu/database/trichopt/index.htm> [Accessed 3 February 2013.]
- Tobias, W. & Tobias, D. 2010. *A catalogue of illustrations for the identification of the caddisflies (Insecta: Trichoptera) known to occur in Norway, Sweden and Finland - adults. Addendum: Checklist of caddisfly species (Trichoptera) from NE Norway (Finnmark) and the Kola Peninsula*. http://trichoptera.insects-online.de/Trichoptera%20fennoscandinavica-aktuell/Limnephilidae%20species/limnephilus_diphyes.htm (accepted 14 February 2013).
- Vshivkova T.S., Makarchenko E.A. 1986. To investigation of small streams hydrofauna of Magadan District. In: *IX All-Russian Symposium "Biological problems of the North"*, Yakutsk: 82–83. (In Russian).
- Vshivkova, T.S. & Zasyapkina, I.A. 1994. Caddisflies (Insecta, Trichoptera) of Northern territories of the Russian Far East. In: *Abstracts of the 45th Arctic Scientific Conference "Bridges of the science between North America and the Russian Far East"*. Book 1. Vladivostok. P. 22.
- Wiggins, G.B. & Parker, C.R. 1997. Caddisflies (Trichoptera) of the Yukon, with analysis of the Beringian and Holarctic Species of North America. In: *Insects of the Yukon: Biological Survey of Canada Monograph. Series 2*. P. 787–866.
- Zasyapkina, I.A. 2011. Caddisflies (Insecta, Trichoptera) in the North of the Far East of Russia. In: *Scientific Conference to the Memory of Vladimir Yakovlevich Levanidov*. Ed. 5. Vladivostok. P. 187–198. (In Russian).
- Zasyapkina, I.A. & Ryabukhin, A.S. 2001. *Amphibiotic Insects of the Northeast of Asia*. Pensoft & Backhuys Publishers BV. Sofia-Moscow-Leiden. 183 pp.
- Zasyapkina, I.A., Ryabukhin, A.S., Makarchenko, E.A. & Makarchenko, M.A. 1996. *A survey of amphibiotic insects of northeastern Asia*. Magadan. 116 pp. (In Russian).